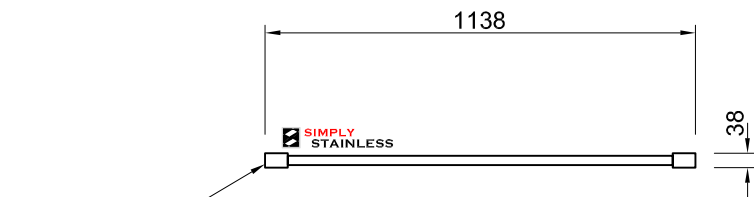
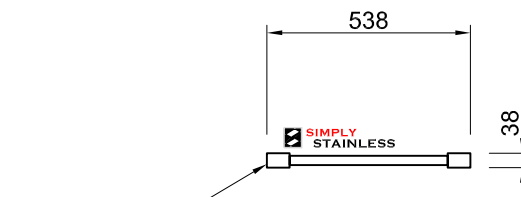


PLAN



STAINLESS STEEL
SOCKETS IN ALL
CORNERS


FRONT ELEVATION



STAINLESS STEEL
SOCKETS IN ALL
CORNERS

SIDE ELEVATION

22-LB-6-1200

 <p>SIMPLY STAINLESS www.simplystainless.com Modular Sinks Tables and Shelving</p> <p>CI GROUP PTY LTD COPYRIGHT ©</p> <p>This drawing is the property of CI GROUP PTY LTD trading as SIMPLY STAINLESS, and it may not be copied, reproduced or modified in whole or in part, without prior written permission of CI GROUP PTY LTD.</p> <p>22-LB-6-1200 LEG BRACE</p>
--

SCALE 1:20

CONSTRUCTION NOTES:

1. FRAME MADE FROM Ø25mm STAINLESS STEEL TUBE.
2. CORNERS MADE STAINLESS STEEL SOCKETS TO SUIT Ø38mm LEG.